

EZ EXTEND 2FT x 6.5FT

EZ EXTEND FABRIC DISPLAYS

PRODUCT CODE: EZ-ETE24x78



On frame On graphic



Shown with standard packaging



Shown with optional Silver bag

PRODUCT DESCRIPTION

Expedite your banner stand setup time while adding lavish appeal with our newest EZ Tube fabric display - the EZ Extend! Customize a single-sided (choose white or black back fabric) or double-sided dye-sublimated stretch fabric print. To assemble, secure the longest vertical poles onto the black steel base using the included allen wrench. Add the bottom horizontal support pole and secure. Snap on the remaining vertical poles, then top frame with the curved bar to complete. Tilt or lay down the frame to swiftly drape with the pillowcase graphic. Using the industrial-sized zipper, zip underneath the bottom support pole, maximizing fabric tension.

DISPLAY DIMENSIONS	25.5"W x 78"H
GRAPHIC SIZE	26" W x 78"H

GRAPHIC MATERIAL

Stretch fabric

GRAPHIC FINISHING

Sewn on left, right, and top with a zipper at the bottom

DISPLAY CONSTRUCTION

Steel base with aluminum tube frame (1.125" / 28.5mm dia.)

SHIPPING WEIGHTS & DIMENSIONS

Shipping Weight	13 lbs (stand only) 15 lbs (with graphic)
Shipping Dimensions	31"L x 11"W x 4"H

LARGE QUANTITY FREIGHT

Freight Shipping	60 boxes per 48"L x 40"W x 40"H skid
Freight Weight	816 lbs (frame only) 936 lbs (frame and graphic)

GRAPHIC TURN AROUND TIME

2 business days after proof approval

AVAILABLE ACCESSORIES

24" Silver Bag	EZ Tube LED Light - Silver or Black
AVAILABILITY	CA and PA



EZ Tube LED Light - Silver or Black

EZ EXTEND 2FT x 6.5FT


EZ EXTEND FABRIC DISPLAYS

PRODUCT CODE: EZ-ETE24x78


PARTS LIST




Qty.1 - Steel base w/ allen key & screws



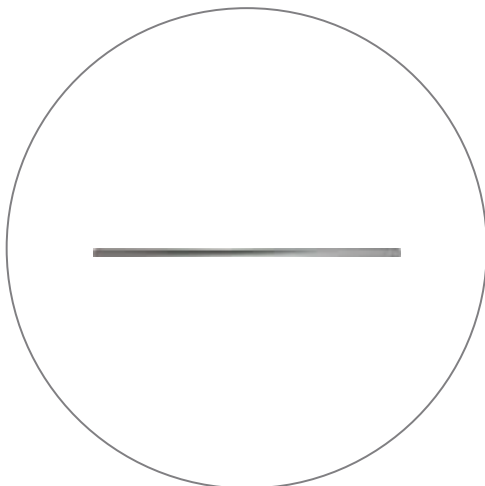
Qty.2 - 20" tube



Qty.2 - 24" tube



Qty.4 - 12" tube



Qty.1 - 24" Bottom tube



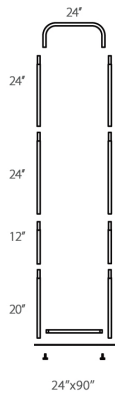
Qty.1 - 24" Top tube

EZ EXTEND 2FT x 6.5FT

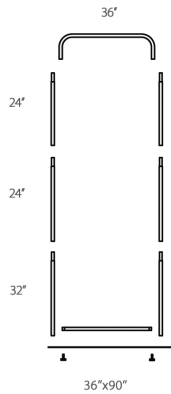
EZ EXTEND FABRIC DISPLAYS

PRODUCT CODE: EZ-ETE24x78

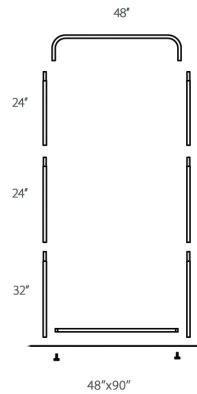
SET UP INSTRUCTIONS



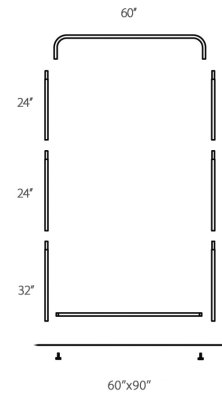
24"x90"



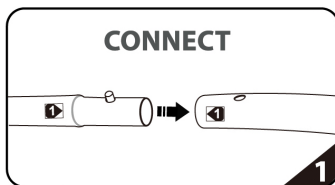
36"x90"



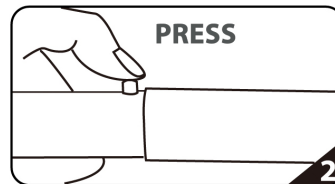
48"x90"



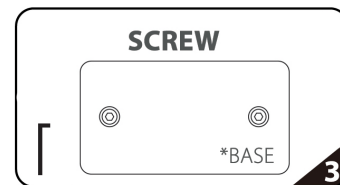
60"x90"



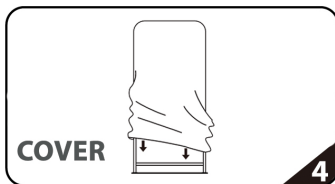
Connect numbered tubes together.



Snap tubes together.



Screw base to tube with threaded bottom.



Cover frame with fabric graphic.

To assemble, secure the longest vertical poles onto the black steel base using the included allen wrench. Add the bottom horizontal support pole and secure. Snap on the remaining vertical poles, then top frame with the curved bar to complete. Tilt or lay down EZEXTEND to swiftly drape with the pillowcase graphic. Using the industrial-size zipper, zip underneath the bottom support pole, maximizing fabric tension.

